


DLE PCB Mounting Options

ELM Video Technology, Inc.

DLE PCB

4 circuit design,
5 LED's per circuit



PCB Dimensions 6" x .5"


4 PCB Array




Use as 4 (e.g. LED par fixture)
or cut apart for custom shapes




Right Angle connectors
with .5" standoffs and #4
machine screws



Wood screws
with .5" or .25"
plastic spacers




Straight
connectors



Under hang
option



Flexible mounting angles by using
jumper wires



Business or band names, signs, advertisements

Make a long row to edge and back light molding,
plants, instruments, props (e.g. trusses, plants,
drums etc.), stages or stage edging

Create shapes that could be mounted on wood,
plastic, or metal either on top, OR on the back –
the LED's would point toward the wall –
a backlit shadow effect – with preset color and
brightness